


General information about company

Scrip code	
Name of the company	Parmananday Superstructure Limited
Whether company is SME	No
Class of Security	Equity Shares
Type of report	
Quarter Ended / Half year ended/Date of Report (For Prelisting / Allotment)	
Date of allotment / extinguishment (in case Capital Restructuring selected) / Listing Date	
Shareholding pattern filed under	



CIN: U45100GJ2000PLC083204

Registered Office: First Floor, Sambhaay House, Opp. Chief Justice's Bungalow, Bodakdev, Ahmedabad - 380015
 Tel: +91 79 4003 6817/18 Fax: +91 79 3012 6371 Email: dipen@nilinfra.com

Sr. No.	Particular	Yes/No
1	Whether the Listed Entity has issued any partly paid up shares?	No
2	Whether the Listed Entity has issued any Convertible Securities ?	No
3	Whether the Listed Entity has issued any Warrants ?	No
4	Whether the Listed Entity has any shares against which depository receipts are issued?	No
5	Whether the Listed Entity has any shares in locked-in?	No
6	Whether any shares held by promoters are pledge or otherwise encumbered?	No
7	Whether company has equity shares with differential voting rights?	No




Table I- Showing Statement holding of specified securities


Sr. No.	Category & Name of Shareholders	Nos. of shareholders	No. of fully paid up equity shares held	No. of Partly paid-up equity shares held	No. of shares underlying equity depositary receipts	Total nos. shares held	Shareholding % calculated as per SCRR, 1957	Number of Voting Rights held in each class of securities			No. of Shares Underlying outstanding Convertible Securities (including Warrants)	Total Shareholding, as a % assuming full conversion of convertible securities (As a % of diluted share capital)	Number of Shares pledged or otherwise encumbered		Number of equity shares held in dematerialized form
								No. of Voting Rights		Total as a % of Total Voting Rights			No. (a)	As a % of total Shares held (b)	
								Class: Equity Shares	Class Y	Total					
(I)	(II)	(III)	(IV)	(V)	(VI)	(VII = IV+V+VI)	(VIII = As a % of A+B+C2)	(IX)			(X)	(XI) = (VII)+(X) as a % of A+B+C2	(XIII)		(XIV)
(A)	Promoter & Promoter Group	7	79000	0	0	79000	100.00	79000	0	79000	100.00	0	0	0	0
(B)	Public	0	0	0	0	0	0.00	0	0	0	0.00	0	0	0	0
(C)	Non Promoter- Non Public	0	0	0	0	0	0	0	0	0	0	0.00	0	0	0
(C1)	Shares underlying DRs	0	0	0	0	0	0	0	0	0	0	0.00	0	0	0
(C2)	Shares held by Employee Trusts	0	0	0	0	0	0	0	0	0	0	0.00	0	0	0
	Total Paid Up Share Capital (A+B+C)	7	79000	0	0	79000	100.00	79000	0	79000	100.00	0	0	0	0

Note:


Nila Infrastructure Limited along with its nominees hold 79000 Equity Shares in PSL constituting 100% of paid up share capital of PSL




Sr.	Category & Name of the Shareholders (I)	Nos. Of shareholders (III)	No. of fully paid up equity shares held (IV)	Total nos. shares held (VII) = (IV)+(V)+ (VI)	Shareholding as a % of total no. of shares (calculated as per SCRR, 1957) (VIII) As a % of (A+B+C2)	Number of Voting Rights held in each class of securities (IX)		Total as a % of Total Voting rights	Shareholding, as a % assuming full conversion of convertible securities (as a percentage of diluted share capital) (XI)= (VII)+(X) As a % of (A+B+C2)	Number of equity shares held in dematerialized form (XIV)
						No of Voting (XIV) Rights				
						Class eg: X	Total			
A Table II - Statement showing shareholding pattern of the Promoter and Promoter Group										
(1)	Indian									
(a)	Individuals/Hindu undivided Family	6	600	600	0.76	600.00	600	0.76	0.76	0
(b)	Central Government/ State Government(s)									
(c)	Financial Institutions/ Banks									
(d)	Any Other (specify)	1	78400	78400	99.24	78400.00	78400	99.24	99.24	0
Sub-Total (A)(1)		7	79000	79000	100.00	79000.00	79000	100.00	100.00	0
(2)	Foreign									
(a)	Individuals (NonResident Individuals/ Foreign Individuals)									
(b)	Government									
(c)	Institutions									
(d)	Foreign Portfolio Investor									
(e)	Any Other (specify)									
Sub-Total (A)(2)										
Total Shareholding of Promoter and Promoter Group (A)=(A)(1)+(A)(2)		7	79000	79000	100.00	79000.00	79000	100.00	100.00	0
Details of Shares which remain unclaimed for Promoter & Promoter Group										
B Table III - Statement showing shareholding pattern of the Public shareholder Note : Kindly show details of shareholders having more than one percentage of total no. of shares. Please refer software manual.										
(1)	Institutions									
(a)	Mutual Funds									
(b)	Venture Capital Funds									
(c)	Alternate Investment Funds									
(d)	Foreign Venture Capital Investors									
(e)	Foreign Portfolio Investors									
(f)	Financial Institutions/ Banks									
(g)	Insurance Companies									
(h)	Provident Funds/ Pension Funds									
(i)	Any Other (specify)									
Sub-Total (B)(1)										
(2)	Central Government/ State Government(s)/ President of India									
Sub-Total (B)(2)										
(3)	Non-institutions									
(a(i))	Individuals - i. Individual shareholders holding nominal share capital up to Rs. 2 lakhs.									



	Individuals.....									
(a(ii))	ii. Individual shareholders holding nominal share capital in excess of Rs. 2 lakhs.									
(b)	NBFCs registered with RBI									
(c)	Employee Trusts									
(d)	Overseas Depositories (holding DRs) (balancing figure)									
(e)	Any Other (specify)									
Sub-Total (B)(3)										
Total Public Shareholding (B)=(B)(1)+(B)(2)+(B)(3)										
Details of the shareholders acting as persons in Concert for Public										
Details of Shares which remain unclaimed for Public										
C Table IV - Statement showing shareholding pattern of the Non Promoter- Non Public shareholder										
(1)	Custodian/DR Holder - Name of DR Holders (if Available)									
(2)	Employee Benefit Trust (under SEBI (Share based Employee Benefit) Regulations, 2014)									
Total NonPromoter- Non Public Shareholding (C)= (C)(1)+(C)(2)										
Total (A+B+C)		7	79000	79000	100.00	79000.00	79000	100.00	100.00	0
Total (A+B+C)		7	79000	79000	100.00	79000.00	79000	100.00	100.00	0



Searial No.	Name of the Shareholders (I)	PAN (II)	No. of fully paid up equity shares held (IV)	Total nos. shares held (VII) = (IV)+(V)+(VI)	Shareholding as a % of total no. of shares (calculated as per SCRR, 1957) (VIII) As a % of (A+B+C2)	Number of Voting Rights held in each class of securities			Shareholding , as a % assuming full conversion of convertible securities (as a percentage of diluted share capital) (XI)= (VII)+(X)(a) As a % of (A+B+C2)	Number of equity shares held in dematerialized form (XIV)
						No of Voting (XIV) Rights		Total as a % of Total Voting rights		
						Class eg: X	Total			
A1(a) Individuals/Hindu undivided Family										
<div>AddDelete</div>										
1	Manoj B Vadodaria		100	100	0.13	100.00	100.00	0.13	0.13	0
2	Kiran B Vadodaria		100	100	0.13	100.00	100.00	0.13	0.13	0
3	Deep S Vadodaria		100	100	0.13	100.00	100.00	0.13	0.13	0
4	Prashant H Sarkhedi		100	100	0.13	100.00	100.00	0.13	0.13	0
5	Anand Patel		100	100	0.13	100.00	100.00	0.13	0.13	0
6	Jignesh Patel		100	100	0.13	100.00	100.00	0.13	0.13	0
Click here to go back		Total	600	600	0.76	600.00	600.00	0.76	0.76	



Searial No.	Category	Name of the Shareholders (I)	PAN (II)	No. of the Shareholders (I)	No. of fully paid up equity shares held (IV)	Total nos. shares held (VII) = (IV)+(V)+(VI)	Shareholding as a % of total no. of shares (calculated as per SCRR, 1957) (VIII) As a % of (A+B+C2)	Number of Voting Rights held in each class of securities (IX)			Shareholding, as a % assuming full conversion of convertible securities (as a percentage of diluted share capital) (XI)= (VII)+(X)	Number of equity shares held in dematerialized form (XIV)
								No of Voting (XIV) Rights		Total as a % of Total Voting rights		
								Class eg: X	Total			
A1(d) Any Other (specify)												
<div>AddDelete</div>												
1	Bodies Corporate	Nila Infrastructures Limited		1	78400	78400	99.24	78400.00	78400.00	99.24	99.24	0



POST SHAREHOLDING PATTERN OF PSL WITHOUT PAN

PARMANANDAY SUPERSTRUCTURE LIMITED

General information about company

Scrip code	
Name of the company	Parmananday Superstructure Limited
Whether company is SME	No
Class of Security	Equity Shares
Type of report	
Quarter Ended / Half year ended/Date of Report (For Prelisting / Allotment)	17-10-2017
Date of allotment / extinguishment (in case Capital Restructuring selected) / Listing Date	
Shareholding pattern filed under	



CIN: U45100GJ2000DPLC083204
 Registered Office: First Floor, Sambhav House, Opp. Chief Justice's Bungalow, Bodakdev, Ahmedabad - 380015
 Tel: +91 79 4003 6817/18 Fax: +91 79 3012 6371 Email: dipen@nlainfra.com

Sr. No.	Particular	Yes/No
1	Whether the Listed Entity has issued any partly paid up shares?	No
2	Whether the Listed Entity has issued any Convertible Securities ?	No
3	Whether the Listed Entity has issued any Warrants ?	No
4	Whether the Listed Entity has any shares against which depository receipts are issued?	No
5	Whether the Listed Entity has any shares in locked-in?	Yes
6	Whether any shares held by promoters are pledge or otherwise encumbered?	No
7	Whether company has equity shares with differential voting rights?	No




Post Shareholding Pattern of PSL without PAN

PARAMANANDAY SUPERSTRUCTURE LIMITED

Table I- Showing Statement holding of specified securities

SN	Category & Name of Shareholders	Nos. of shareholders	No. of fully paid up equity shares held	No. of Partly paid-up equity shares	No. of shares underlying depositary shares	Total nos. shares held	Shareholding % calculated as per SCRR, 1957	Number of Voting Rights held in each class of securities				No. of Shares Underlying outstanding Convertible Securities (including)	Total Shareholding, as a % assuming full conversion of convertible securities (As a % of diluted share capital)	Number of Locked in shares		Number of Shares pledged or otherwise encumbered		Number of equity shares held in dematerialized form
								No. of Voting Rights			Total as a % of Total Voting Rights			No.(a)	As a % of total Shares held (b)	No.(a)	As a % of total Shares held (b)	
								Class: Equity Shares	Class Y	Total								
(I)	(II)	(III)	(IV)	(V)	(VI)	(VII) = IV+V+VI	(VIII) = As a % of	(IX)			(X)	(XI) = (VII)+(X) as a %	(XII)	(XIII)	(XIV)			
(A)	Promoter & Promoter Group	11	243825187	0	0	243825187	61.90	243825187	0	243825187	61.90	61.90	225000000	9.23	0	0	243825187	
(B)	Public	20659	150064013	0	0	150064013	38.10	150064013	0	150064013	38.10	0	38.10	0	0.00	0	0	137423311
(C)	Non Promoter- Non Public	0	0	0	0	0	0	0	0	0	0	0	0.00	0	0	0	0	0
(C1)	Shares underlying DRs	0	0	0	0	0	0	0	0	0	0	0	0.00	0	0	0	0	0
(C2)	Shares held by Employee Trusts	0	0	0	0	0	0	0	0	0	0	0	0.00	0	0	0	0	0
	Total Paid Up Share Capital (A+B+C)	20670	393889200	0	0	393889200	100.00	393889200	0	393889200	100.00	0	100.00	225000000	5.71	0	0	381248498



CIN: U45100GJ2000PLC083204
Registered Office: First Floor, Sambhav House, Opp. Chief Justice's Bungalow, Bodakdev, Ahmedabad - 380015
Tel: +91 79 4003 681/718 Fax: +91 79 3012 6371 Email: dipen@nilinfra.com

Table II - Statement showing shareholding pattern of the Promoter and Promoter Group

Table II - Statement showing shareholding pattern of the Promoter and Promoter Group																			
	Category & Name of Shareholders	PAN	Nos. of share holders	No. of fully paid up equity shares held	No. of Partly paid-up equity shares held	No. of shares underlying deposit or receipts	Total nos. shares held	Shareholding % calculated as per SCRR, 1957	Number of Voting Rights held in each class of securities				No. of Shares Underlying outstanding Convertible Securities (including Warrants)	Shareholding, as a % assuming full conversion of convertible securities (As a % of diluted share capital)	Number of Locked in shares		Number of Shares pledged or otherwise encumbered		Number of equity shares held in dematerialized form
									No. of Voting Rights			Total as a % of Total Voting Rights			No.(a)	As a % of total Shares held (b)	No.(a)	As a % of total Shares held (b)	
									Class: Equity Shares	Class Y	Total								
	(I)	(II)	(III)	(IV)	(V)	(VI)	(VII = IV+V+VI)	(VIII= As a % of A+B+C2)	(IX)				(X)	(XI) = (VII)+(X) as	(XII)		(XIII)		(XIV)
	Indian																		
(1)	Individuals/Hindu undivided Family		11																
(i)	Manoj B Vadodaria			53154712	0	0	53154712	13.49	53154712	0	53154712	13.49	0	13.49	9000000	16.93	0	0	53154712
(ii)	Nila M Vadodaria			43955267	0	0	43955267	11.16	43955267	0	43955267	11.16	0	11.16	0	0.00	0	0	43955267
(iii)	Alpa K Vadodaria			36800000	0	0	36800000	9.34	36800000	0	36800000	9.34	0	9.34	0	0.00	0	0	36800000
(iv)	Kiran B Vadodaria			38608100	0	0	38608100	9.80	38608100	0	38608100	9.80	0	9.80	6750000	17.48	0	0	38608100
(v)	Deep S Vadodaria			31752108	0	0	31752108	8.06	31752108	0	31752108	8.06	0	8.06	6750000	21.26	0	0	31752108
(vi)	Shailesh B Vadodaria			12960000	0	0	12960000	3.29	12960000	0	12960000	3.29	0	3.29	0	0.00	0	0	12960000
(vii)	Mina S Vadodaria			8695000	0	0	8695000	2.21	8695000	0	8695000	2.21	0	2.21	0	0.00	0	0	8695000
(viii)	Rajesh Bhupatbhai Vadodaria			5000000	0	0	5000000	1.27	5000000	0	5000000	1.27	0	1.27	0	0.00	0	0	5000000
(ix)	Chhayaben Rajeshbhai Vadodaria			4300000	0	0	4300000	1.09	4300000	0	4300000	1.09	0	1.09	0	0.00	0	0	4300000
(x)	Siddharth Rajeshbhai Vadodaria			4300000	0	0	4300000	1.09	4300000	0	4300000	1.09	0	1.09	0	0.00	0	0	4300000
(xi)	Karan Rajeshbhai Vadodaria			4300000	0	0	4300000	1.09	4300000	0	4300000	1.09	0	1.09	0	0.00	0	0	4300000
(b)	Central Government/ State Government(s)			0	0	0	0	0.00	0	0	0	0.00	0	0.00	0	0.00	0	0	0
(c)	Financial Institutions/ Banks			0	0	0	0	0.00	0	0	0	0.00	0	0.00	0	0.00	0	0	0
(d)	Any Other			0	0	0	0	0.00	0	0	0	0.00	0	0.00	0	0.00	0	0	0
	Sub-Total (A)(1)		11	243825187	0	0	243825187	61.90	243825187	0.00	243825187	61.90	0	61.90	22500000	9.23	0	0	243825187
(2)	Foreign																		
(a)	Individuals (Non- Resident Individuals/ Foreign Individuals)		0	0	0	0	0	0.00	0	0	0	0.00	0	0.00	0	0.00	0	0	0
(b)	Government		0	0	0	0	0	0.00	0	0	0	0.00	0	0.00	0	0.00	0	0	0
(c)	Institutions		0	0	0	0	0	0.00	0	0	0	0.00	0	0.00	0	0.00	0	0	0
(d)	Foreign Portfolio Investor		0	0	0	0	0	0.00	0	0	0	0.00	0	0.00	0	0.00	0	0	0
(f)	Any Other		0	0	0	0	0	0.00	0	0	0	0.00	0	0.00	0	0.00	0	0	0
	Sub-Total (A)(2)		0	0	0	0	0	0.00	0	0	0	0.00	0	0.00	0	0.00	0	0	0
	Total Shareholding of Promoter and Promoter Group (A)= (A)(1)+(A)(2)		11	243825187	0	0	243825187	61.90	243825187	0	243825187	61.90	0	61.90	22500000	9.23	0	0	243825187

Details of Shares which remain unclaimed may be given here along with details such as number of shareholders, outstanding shares held in demat/unclaimed suspense account, voting rights which are frozen etc.

Note:

(1) PAN would not be displayed on website of Stock Exchange(s).

(2) The term "Encumbrance" has the same meaning as assigned under regulation 28(3) of SEBI (Substantial Acquisition of Shares and Takeovers) Regulations, 2011.




Table III- Statement showing shareholding pattern of the Public Shareholder

Table III- Statement showing shareholding pattern of the Public Shareholder																			
Sr. No.	Category & Name of Shareholders	PAN	Nos. of shareholder s	No. of fully paid up equity shares held	No. of Partly paid-up equity shares held	No. of shares underlying depositary receipts	Total nos. shares held	Sharehold ing % calculated as per SCRR, 1957	Number of Voting Rights held in each class of securities			No. of Shares Underlying outstanding Convertible Securities (Including Warrants)	Total Shareholding , as a % assuming full conversion of convertible securities (As a % of diluted share capital)	Number of Locked in shares		Number of Shares pledged or otherwise encumbered(Not Applicable)		Number of equity shares held in dematerialize d form	
									No. of Voting Rights Class: Equity Shares Class Y Total			Total as a % of Total Voting Rights		No.(a)	As a % of total Shar es held (b)	No.(a)	As a % of total Shar es held (b)		
	(I)	(II)	(III)	(IV)	(V)	(VI)	(VII) =IV+V+VI	(VIII) = As a % of A+B+C2				(IX)	(X)	(XI) =(VII)+(X) as a % of A+B+C2			(XII)	(XIII)	(XIV)
(1)	Institutions																		
(a)	Mutual Funds		1	221838	0	0	221838	0.06	221838	0	221838	0.06	0	0.06	0	0.00	0	0.00	221838
(b)	Venture Capital Funds		0	0	0	0	0	0.00	0	0	0	0.00	0	0.00	0	0.00	0	0.00	0
(c)	Alternate Investment Funds		0	0	0	0	0	0.00	0	0	0	0.00	0	0.00	0	0.00	0	0.00	0
(d)	Foreign Venture Capital Investors		0	0	0	0	0	0.00	0	0	0	0.00	0	0.00	0	0.00	0	0.00	0
(e)	Foreign Portfolio Investors		4	20215000	0	0	20215000	5.13	20215000	0	20215000	5.13	0	5.13	0	0.00	0	0.00	20215000
	ELARA INDIA OPPORTUNITIES FUND LIMITED			10215000	0	0	10215000	2.59	10215000	0	10215000	2.59	0	2.59	0	0.00	0	0.00	10215000
	ANTARA INDIA EVERGREEN FUND LTD			5660000	0	0	5660000	1.44	5660000	0	5660000	1.44	0	1.44	0	0.00	0	0.00	5660000
(f)	Financial Institutions/ Banks		3	2079535	0	0	2079535	0.53	2079535	0	2079535	0.53	0	0.53	0	0.00	0	0.00	2079535
(g)	Insurance Companies		0	0	0	0	0	0.00	0	0	0	0.00	0	0.00	0	0.00	0	0.00	0
(h)	Provident Funds/ Pension Funds		0	0	0	0	0	0.00	0	0	0	0.00	0	0.00	0	0.00	0	0.00	0
(i)	Any Other (specify)		0	0	0	0	0	0.00	0	0	0	0.00	0	0.00	0	0.00	0	0.00	0
	Sub-Total (B)(1)		8	22516373	0	0	22516373	5.72	22516373	0	22516373	5.72	0	5.72	0	0.00	0	0.00	22516373
(2)	Central Government/ State Government(s)/ President of India		0	0	0	0	0	0.00	0	0	0	0.00	0	0.00	0	0.00	0	0.00	0
	Sub-Total (B)(2)		0	0	0	0	0	0.00	0	0	0	0.00	0	0.00	0	0.00	0	0.00	0
(3)	Non-institutions																		
(a)	Individuals -																		
	i. Individual shareholders holding nominal share capital up to Rs. 2 lakhs.		19341	57546993	0	0	57546993	14.61	57546993	0	57546993	14.61	0	14.61	0	0.00	0	0.00	46380291
	ii. Individual shareholders holding nominal share capital in excess of Rs. 2 lakhs.		32	18384702	0	0	18384702	4.67	18384702	0	18384702	4.67	0	4.67	0	0.00	0	0.00	17658702
(b)	NBFCs registered with RBI		0	0	0	0	0	0.00	0	0	0	0.00	0	0.00	0	0.00	0	0.00	0
(c)	Employee Trusts		0	0	0	0	0	0.00	0	0	0	0.00	0	0.00	0	0.00	0	0.00	0
(d)	Overseas Depositories (holding DRs) (balancing figure)		0	0	0	0	0	0.00	0	0	0	0.00	0	0.00	0	0.00	0	0.00	0
(e)	Any Other		1278	51615945	0	0	51615945	13.10	51615945	0	51615945	13.10	0	13.10	0	0.00	0	0.00	50867945
(f)	Other Body Corporate		560	35783243	0	0	35783243	9.08	35783243	0	35783243	9.08	0	9.08	0	0.00	0	0.00	35223243
	MONARCH NETWORK CAPITAL LIMITED			7224044	0	0	7224044	1.83	7224044	0	7224044	1.83	0	1.83	0	0.00	0	0.00	7224044
	MONARCH NETWORK FINSERVE PRIVATE LIMITED			4250005	0	0	4250005	1.08	4250005	0	4250005	1.08	0	1.08	0	0.00	0	0.00	4250005
(ii)	Non Resident Individual		235	9422535	0	0	9422535	2.39	9422535	0	9422535	2.39	0	2.39	0	0.00	0	0.00	9234535
	SHOBHA I. DESAI			7453657	0	0	7453657	1.89	7453657	0	7453657	1.89	0	1.89	0	0.00	0	0.00	7453657
(iii)	Trust		0	0	0	0	0	0.00	0	0	0	0.00	0	0.00	0	0.00	0	0.00	0
(vi)	Cooperative Societies		0	0	0	0	0	0.00	0	0	0	0.00	0	0.00	0	0.00	0	0.00	0
(v)	Educational Institutions		0	0	0	0	0	0.00	0	0	0	0.00	0	0.00	0	0.00	0	0.00	0
(vi)	HUF		483	6410167	0	0	6410167	1.63	6410167	0	6410167	1.63	0	1.63	0	0.00	0	0.00	6410167
(vii)	OCB		0	0	0	0	0	0.00	0	0	0	0.00	0	0.00	0	0.00	0	0.00	0
(viii)	Foreign Companies		0	0	0	0	0	0.00	0	0	0	0.00	0	0.00	0	0.00	0	0.00	0
	Sub-Total (B)(3)		20651	127547640	0	0	127547640	32.38	127547640	0	127547640	32.38	0	32.38	0	0.00	0	0.00	114906938
	Total Public Shareholding (B)= (B)(1)+(B)(2)+(B)(3)		20659	150064013	0	0	150064013	38.10	150064013	0	150064013	38.10	0	38.10	0	0.00	0	0.00	137423311




Table IV- Statement showing shareholding pattern of the Non Promoter -Non Public Shareholder

Sr. No.	Category & Name of Shareholders	PAN	Nos. of shareholders	No. of fully paid up equity shares held	No. of Partly paid-up equity shares held	No. of shares underlying depository receipts	Total nos. shares held	Shareholding % calculated as per SCRR, 1957	Number of Voting Rights held in each class of securities			No. of Shares Underlying outstanding Convertible	Total Shareholding, as a % assuming full conversion of	Number of Locked in shares		Number of Shares pledged or otherwise encumbered		Number of equity shares held in dematerialized form	
									No. of Voting Rights			Total as a % of Total Voting		No.(a)	As a % of total Shares	No.(a)	As a % of total Shares		
									Class X	Class Y	Total	(IX)	(X)	(XI)	(XII)	(XIII)	(XIV)		
1	Custodian/DR Holder						(VII = IV+V+VI)	A+B+C2											
(a)	Name of DR Holder (if available)	0	0	0	0	0	0	0	0	0	0	0	0	0	0	0	0	0	0
(i)	Name																		
2	Employee Benefit Trust (under SEBI (Share based Employee Benefit) Regulations, 2014)	0	0	0	0	0	0	0	0	0	0	0	0	0	0	0	0	0	0
(a)	Name																		
	Total Non- Promoter- Non Public Shareholding (C)= (C)(1)+(C)(2)	0	0	0	0	0	0	0	0	0	0	0	0	0	0	0	0	0	0

Note

(1) PAN would not be displayed on website of Stock Exchange(s).

(2) The above format needs to disclose name of all holders holding more than 1% of total number of shares

(3) W.r.t. the information pertaining to Depository Receipts, the same may be disclosed in the respective columns to the extent information available,

